

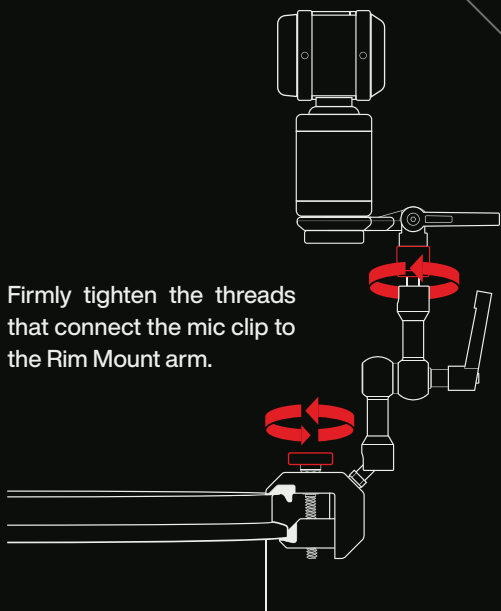
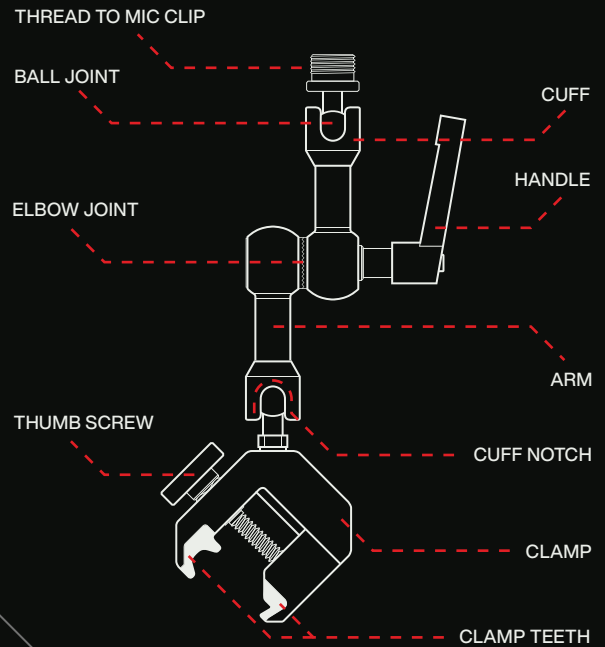
# RIM MOUNT



Your new Rim Mount includes a three-year limited warranty. Please scan the code for warranty details.

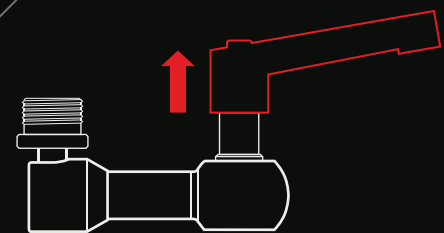
Rim Mount's max load capacity is 3.3 LBS. It easily holds larger industry classics like the SM57, MD421, 414, and more. Please visit [www.lautenaudio.com/faq](http://www.lautenaudio.com/faq) for more details and frequently asked questions.

# ANATOMY

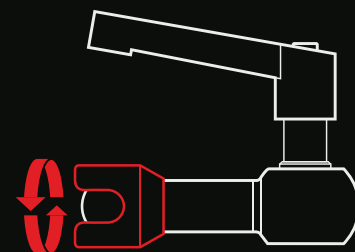


Firmly tighten the threads that connect the mic clip to the Rim Mount arm.

Firmly tighten the thumb screw. Often times an extra turn or two is necessary as the Rim Mount teeth compress against the rim of the drum.



After tightening, pull up on the handle and rotate to avoid obstacles.



Cuffs can rotate independently of arms and provide additional positioning options and notch locations.

# TIGHTEN

# TIPS